

50.  
49.  
48.  
47.  
46.  
45.  
44.  
43.  
42.  
41.  
40.  
39.  
38.  
37.  
36.  
35.  
34.  
33.  
32.  
31.  
30.  
29.  
28.  
27.  
26.

# DIAGRAM CONTENTS

Diagram: # \_\_\_\_\_

## SYSTEM

### SHOT SUMMARY

Speed: \_\_\_\_\_ Tempo: \_\_\_\_\_

Cue Angles: \_\_\_\_\_ Stroke: \_\_\_\_\_

Stance: \_\_\_\_\_ Bridge Height: \_\_\_\_\_

Bridge Length: \_\_\_\_\_ " Bridge Type: \_\_\_\_\_

Hand Position on Cue Butt: \_\_\_\_\_

Table Condition: \_\_\_\_\_

### NOTES

\_\_\_\_\_  
\_\_\_\_\_  
\_\_\_\_\_  
\_\_\_\_\_  
\_\_\_\_\_  
\_\_\_\_\_

\_\_\_\_\_  
\_\_\_\_\_  
\_\_\_\_\_  
\_\_\_\_\_  
\_\_\_\_\_  
\_\_\_\_\_

### NOTES

Table Condition: \_\_\_\_\_

Hand Position on Cue Butt: \_\_\_\_\_

Bridge Length: \_\_\_\_\_ " Bridge Type: \_\_\_\_\_

Stance: \_\_\_\_\_ Bridge Height: \_\_\_\_\_

Cue Angles: \_\_\_\_\_ Stroke: \_\_\_\_\_

Speed: \_\_\_\_\_ Tempo: \_\_\_\_\_


### SHOT SUMMARY

## SYSTEM

Diagram: # \_\_\_\_\_


# DIAGRAM CONTENTS

26.  
27.  
28.  
29.  
30.  
31.  
32.  
33.  
34.  
35.  
36.  
37.  
38.  
39.  
40.  
41.  
42.  
43.  
44.  
45.  
46.  
47.  
48.  
49.  
50.

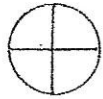


**SYSTEM**

Diagram: # \_\_\_\_\_



FIRST OBJECT  
BALL HIT: # \_\_\_\_\_



ENGLISH / CUE  
TIP: # \_\_\_\_\_

Total: # \_\_\_\_\_

1<sup>st</sup> OB # \_\_\_\_\_

Step 3: + or ( - )

Area Adjustment = # \_\_\_\_\_

Step 2: + or ( - )

Track to Score = # \_\_\_\_\_

Step 1: 3<sup>rd</sup> Rail

---

---

---

---

---

---

---

---

**NOTES**

Table Condition: \_\_\_\_\_

Hand Position on Cue Butt: \_\_\_\_\_

Bridge Length: \_\_\_\_\_" Bridge Type: \_\_\_\_\_

Stance: \_\_\_\_\_ Bridge Height: \_\_\_\_\_

Cue Angles: \_\_\_\_\_ Stroke: \_\_\_\_\_

Speed: \_\_\_\_\_ Tempo: \_\_\_\_\_

**SHOT SUMMARY**

**SYSTEM**

Diagram: # \_\_\_\_\_

Diagram: # \_\_\_\_\_

**SYSTEM**

**SHOT SUMMARY**

Speed: \_\_\_\_\_ Tempo: \_\_\_\_\_

Cue Angles: \_\_\_\_\_ Stroke: \_\_\_\_\_

Stance: \_\_\_\_\_ Bridge Height: \_\_\_\_\_

Bridge Length: \_\_\_\_\_" Bridge Type: \_\_\_\_\_

Hand Position on Cue Butt: \_\_\_\_\_

Table Condition: \_\_\_\_\_

**NOTES**

---

---

---

---

---

---

---

---

Diagram: # \_\_\_\_\_

**SYSTEM**

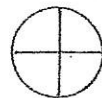
Step 1: 3<sup>rd</sup> Rail  
Track to Score = # \_\_\_\_\_

Step 2: + or ( - )  
Area Adjustment = # \_\_\_\_\_

Step 3: + or ( - )  
Cue Ball Angle to  
1<sup>st</sup> OB # \_\_\_\_\_

Total: # \_\_\_\_\_

ENGLISH / CUE  
TIP: # \_\_\_\_\_



FIRST OBJECT  
BALL HIT: # \_\_\_\_\_

