
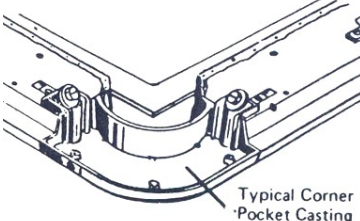
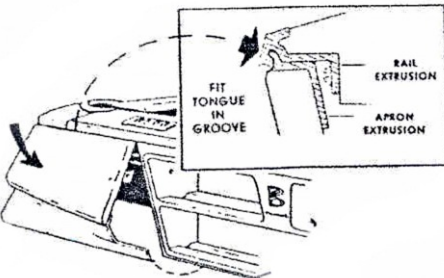

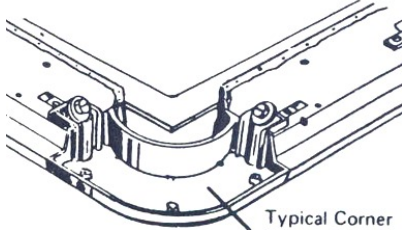
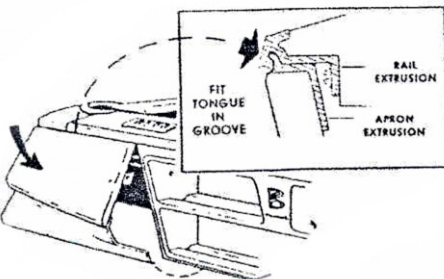

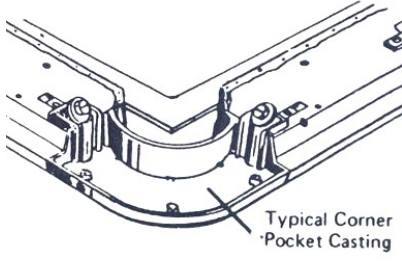
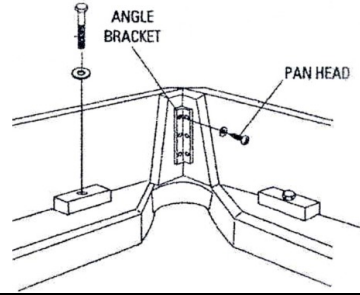

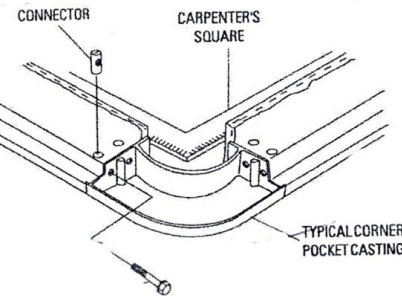
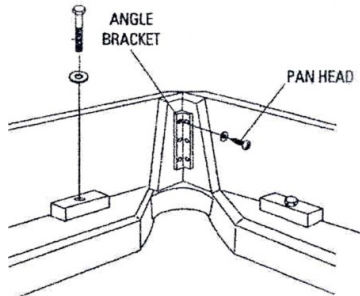


Comparison of Brunswick Billiards models Gold Crown I, Gold Crown II, Gold Crown III and Gold Crown IV

<u>Model</u>	<u>Weight</u>	<u>Slate Options:</u>	<u>Cushion Rubber</u>	<u>Finish Options</u>	<u>Trim</u>	<u>Unique Features</u>
Gold Crown I: 1961-1974 	8': 1120 lbs 9': 1270 lbs. 10': 1460 lbs.	3 piece, 1" framed	Monarch Super Speed	Lacquer finished painted wood; white leg sections; body options: Blue, Tangerine, Gold, White	Pocket castings and feet: polished aluminum. Melamine rails.	Rail score markers standard. Carpet feet available. Corner rail ash trays available. Nameplate was cast acrylic. Score counters were large. 2004: Rail/apron conversion upgrade available.
	<u>Castings</u>	<u>Castings Attach Diagram</u>	<u>Apron Attach Diagram</u>			
	Butt to rail	 <p style="text-align: right;">Typical Corner Pocket Casting</p>				
<u>Model</u>	<u>Weight</u>	<u>Slate Options:</u>	<u>Cushion Rubber</u>	<u>Finish Options</u>	<u>Trim</u>	<u>Unique Features</u>
Gold Crown II: 1974-1976 		3 piece, 1" framed	Super Speed	Painted wood: rosewood finish; Rosewood Formica covered rails	Aluminum rail trim; adjustable color coordinated leg levelers. Pocket castings heavy duty zinc.	Vinyl coated steel returns with cork lined ball box. Score Counters. White corner apron wings. 2004: Rail/apron conversion upgrade available.
	<u>Castings</u>	<u>Castings Attach Diagram</u>	<u>Apron Attach Diagram</u>			
	Butt to rail	 <p style="text-align: right;">Typical Corner Pocket Casting</p>				

<u>Model</u>	<u>Weight</u>	<u>Slate Options:</u>	<u>Cushion Rubber</u>	<u>Finish Options</u>	<u>Trim</u>	<u>Unique Features</u>
Gold Crown III: 1976-1997 	8': 1103 lbs 9': 1168 lbs. 10': 1456 lbs.	3 piece, 1" framed, or 1 1/4" Brunstone, framed	Super Speed	Painted wood; rosewood finish. Rosewood Formica covered rails.	Antique bronze aluminum trim.	Cast aluminum nameplate 2004: Rail/apron conversion upgrade available.
	<u>Castings</u>	<u>Castings Attach Diagram</u>	<u>Apron Attach Diagram</u>			
	Butt to rail	 <p>Typical Corner Pocket Casting</p>	 <p>ANGLE BRACKET PAN HEAD</p>			
<u>Model</u>	<u>Weight</u>	<u>Slate Options:</u>	<u>Cushion Rubber</u>	<u>Finish Options</u>	<u>Trim</u>	<u>Unique Features</u>
<u>Gold Crown IV: 1997 to present</u> 	8': 1020 lbs. 9': 1150 lbs.	3 piece, 1" framed	Super Speed	Painted wood; mahogany, matte black or poly black finishes	Antique Bronze, Chrome, Gold, Brushed Nickel trim	22 Slate levelers built into the frame 2004: Rail/apron conversion upgrade available.
	<u>Castings</u>	<u>Castings Attach Diagram</u>	<u>Apron Attach Diagram</u>			
	Overlap rail	 <p>CONNECTOR CARPENTER'S SQUARE TYPICAL CORNER POCKET CASTING</p>	 <p>ANGLE BRACKET PAN HEAD</p>			