


LOSS CUES



8741-A Mylander Lane • Towson, MD 21204
(301) 821-0064




The Loss Collection

The Loss Cue Collection is considered to be the finest available today. If you've ever seen one before it was probably in the hands of a champion. Now, you can have one crafted for you by the master cue maker, Dan Lanes and his son Steven.

No other cue matches the feel and appearance of a Loss Cue. You will feel the difference instantly, a solid fit and secure feeling. You will see the difference in its beautiful finish and carefully selected components. All Loss Cues are custom made with ivory ferrules and genuine Irish linen. The shaft is carefully tapered from hand selected hard rock maple from Canadian forests which we have visited and approved for our cues. There is nothing like a Loss Cue. Experience one for yourself!

LOSS CUES

S&P



- 1 This beautiful cue is made of highly figured maple. It has long been a favorite of professional and amateur players.
- 2 This cue is identical to our #1 cue except for the stain which is added to enhance the full beauty of the figured maple.
- 3 Inlays of solid African Ebony accent the appearance of this Birds Eye Maple cue.
- 4 Twenty African Ebony inlays have been incorporated in the design of this cue for the player who wants something more.

LOSS CUES




- 5 Black stained Birds Eye Maple and solid African Ebony combine to give this cue a lovely genuine look. It features a ring of maple inlays and mother-of-pearl diamonds.
- 6 Four Ebony prongs set into Birds Eye Maple establish the look of this cue. Mother-of-Pearl inlays enhance the design.
- 7 This cue is unique. It has curved Ebony prongs and a solid Ebony rear.
- 8 Inlays made of maple set into black Ebony make this one of the best looking cues in my line.

LOSS CUES



- 13 This traditional cue features four Ebony prongs inlaid into Birds Eye Maple. The rear is African Ebony. The windows and the prongs are set off with matching colored wood inlays.
- 14 This cue features alternate Ebony and maple inlaid prongs and an unusual combination of elliptical and triangle inlays which flow gracefully to form a balanced framework for our mother-of-pearl inlays.
- 15 This cue can not be duplicated by anyone. It is only possible because of our unique and time-consuming construction methods. Features pure Ivory, African Ebony and colored maple inlays.
- 16 Our bearpaw prongs are one-of-a-kind. They are created from Ebony and maple in an alternating pattern. The rear is a unique design which is ours alone.

LOSS CUES



- 17 This is one of my favorite cues of all time. It has complex inlays of genuine Ivory and Ebony. There is a surrounding inlay of colored maple which is matched at the point and the rear.
- 18 The unusual design at the rear of this cue make this a real eye-catcher. It features maple and mother-of-pearl inlays in Ebony.
- 19 This cue is extremely popular all over the world. Its design is timeless. It will remain in my line for a long time to come. Features Ebony and maple inlays set into Ebony.
- 20 Similar in concept but distinctly different in appearance to our #19, the points in this cue have an understated elegance which make this cue very popular.

LOSS CUES



- 9 Genuine mother-of-pearl diamonds are set into the solid black Ebony rear. Each is framed with a color inlay which matches the color of the inlay in the prongs.
- 10 This cue has four solid Ebony rectangles which are framed with color wood inlays. This totally unique design is balanced with four window inlays in the rear. Mother-of-Pearl inlays and maple dash inlays add to the special quality of this cue. It is absolutely beautiful!
- 11 This is a traditional four prong cue. The prongs and the rear are African Ebony. The inlays are maple and mother-of-pearl.
- 12 Ivory inlays, Indian Ebony and our complex inlay design make this the cue to choose when you want the very best. Every detail is fine very fine. The shaft is selected from the finest figured maple. The inlays from the purest section of ivory and the hand work on this cue is the most delicate. It is the most beautiful cue in the world today.

LOSS CUES



- 21 This classic cue with Ebony prongs and rear make a confident statement about the player.
- 22 This cue has a beautiful array of colors around four maple prongs with a solid maple rear.
- 23 The strong look of this cue is created by the solid Ebony points. Classic in every way.
- 24 This is an oldtime favorite.

LOSS CUES